

*Welcome to*  
*Ampika's Aesthetics*




# *Preparation*



- Ensure that you have completed any beginner courses that are required before starting this course. E.g. Anatomy and Physiology.
- Ensure you have read through any preface manuals in preparation for the course date. (if applies)
- Confirm that you have sent through all relevant existing qualifications to [AmpikasAesthetics@gmail.com](mailto:AmpikasAesthetics@gmail.com).
- Notify Ampika's Aesthetics of any learning, disability, or dietary requirements.
- Plan your journey to the Training Academy. The next page details trusted local accommodation for students who are not situated locally.



# Accommodati on



- [Bull Head, Wicker Ln, Hale Barns, Altrincham WA15 0HG.](#) *Travel Time: 2 minute walk to Ampika's Aesthetics.*
- [Manchester Airport: Premiere In, Runger Lane, Wilmslow Road, Manchester Airport, M90 5DL.](#) *Travel Time: 8 minute drive to Ampika's Aesthetics.*
- [Marriot Hotel, Hale Road, Hale Barns, Manchester WA15 8XW.](#) *Travel Time: 3 minute drive to Ampika's Aesthetics.*
- [Hale Barns House, Oak Croft, Hale, WA15 8UU.](#) *Travel Time: 3 minute drive to Ampika's Aesthetics.*
- [Holiday Inn, Runger Lane, Manchester Airport, Manchester, M90 5DL.](#) *Travel Time: 6 minute drive to Ampika's Aesthetics.*
- [Airbnb in Hale Barns](#)







# *Transport*



- *Bus:* There is a bus stop directly outside the training academy. Services 88, 288, and 284 stop here.
- *Tram:* The nearest tram stop to Ampika's Aesthetics is the Manchester Airport line. This stop is 3 miles from the academy.
- *Train:* The nearest train station to our academy is Hale Station as it's only 2 miles away. Another close by station is Manchester Airport which has access to a higher number of lines.
- *Taxi:* As we are situated near the airport, there is always a high number of taxi services available in the area at a short notice. Uber is available.



# *Location*




Address: 307 Hale Rd, Hale Barns, Altrincham WA15 8SS

Ampika's Aesthetics is located inside sister company, Ampika's Hair and Beauty. We are across the road from the supermarket, Booths.

Parking: There is a free car park located across the road from Ampika's Aesthetics.







## *On the Day*

Courses are scheduled to start at 10am but doors will open at 9:10am. Please aim to be at the academy, between 9:30 - 9:45am to set up. Registration will be from 10:00 - 10:10am. We reserve the right to refuse entry to late comers.

Please come dressed appropriately and with sensible shoes. The dress code is black.

There will be 3 breaks throughout the day. A 15 minute break in the morning, a 30 - 45 minute break at lunch, and a 15 minute break in the afternoon.

Lunch will be provided.






# *On the Day*

When attending a course at Ampika's Aesthetics you agree to the following:

- Sensible clothing and shoes are worn.
- 20 minutes arrival before course time commences.
- Alcohol and drug free.
- Ready to learn and engage in class participation.
- Healthy and positive attitude.
- No smoking in or around the academy.
- Bring a pen and notepad
- Wear tunic or salon wear
- Wear leggings
- Have your hair tied back
- Wear protective face mask or visor







# *Our presentation*

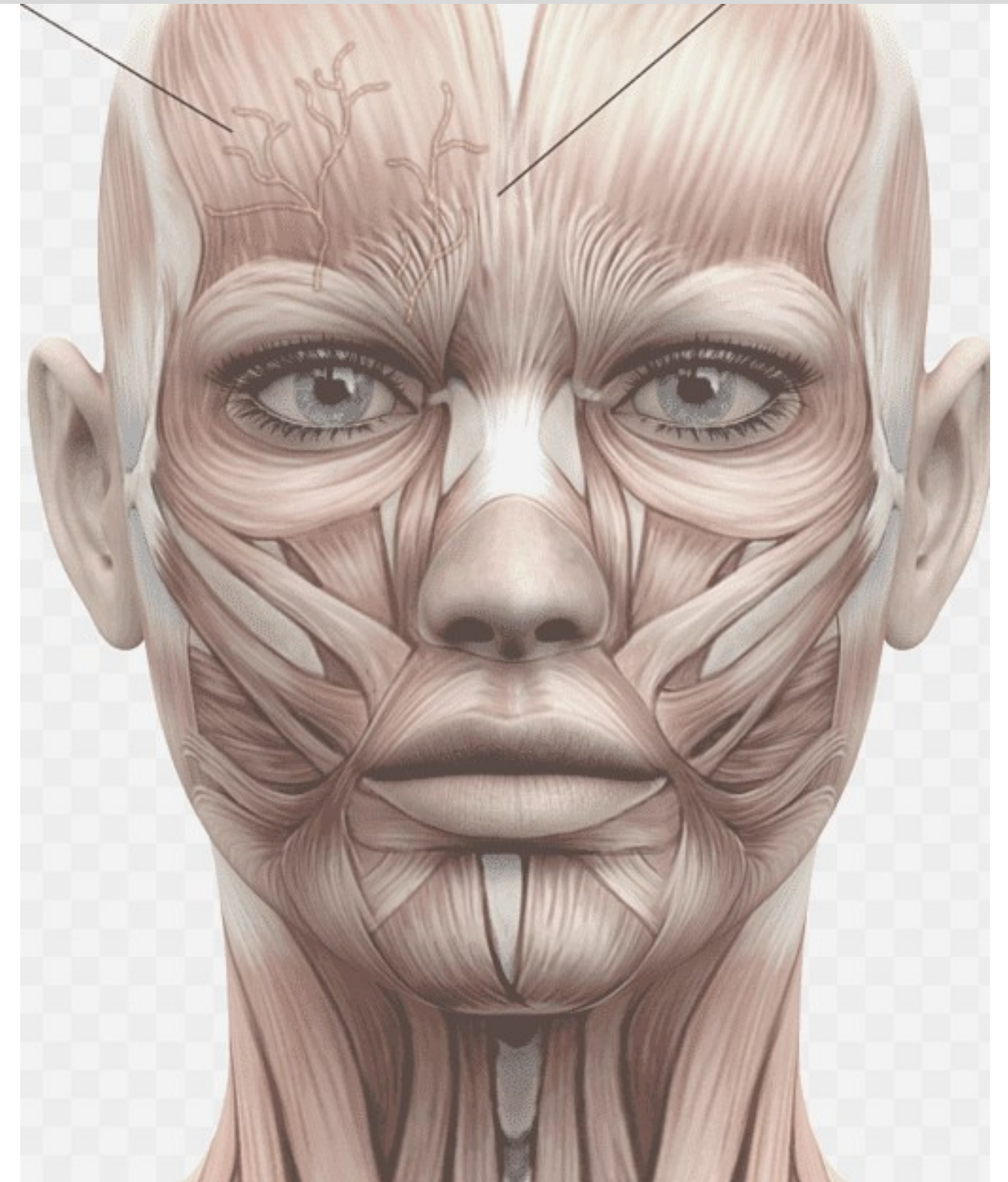
This is our exclusive course which has been designed to offer students a qualification route into our injectables course.

We have developed our specialized course for students who want to train in injectables, but, who don't have the required qualification to commence studies in this area.



# *What's included..*

- Level 3 Anatomy, Physiology and Pathology course which includes workbook completion and end of unit tests.
- Accredited qualification in Phlebotomy (PRP) with Microneedling application
- Foundation fillers (covering nasolabial lines marionette lines & lips)
- Foundation anti wrinkle (covering crows feet, forehead & frown lines)
- Safe practice in medicine
- Complications management
- Clinic set up (waste disposal, licensing, Infection control)
- Full marketing & support program





# *Day 1*

- Introduction to Aesthetic injectables
- laws, licensing, waste disposal, clinic set up, clinic management
  - Stock purchasing
  - Insurance setup
- Consultation forms (digital & non digital)
  - Introduction to Microneedling & Theory
- Practical demonstration of microneedling





# *Day 2*

- PRP and Phlebotomy Theory
- Practical demonstration of blood taking
  - Blood separation
  - Practical demonstration for phlebotomy
- First aid & complications management
  - Safe practice in medicine
  - Theory for foundation Fillers
- Theory for foundation Anti-Wrinkle



# *Day 3*

▫ Model Day 1

Foundation Filler case studies





# *Day 4*

▫ Model Day 2

Foundation Anti-wrinkle models

▫ Certificate ceremony



# *Student feedback*



## Poppy

I completed a week full of training, WOW!!! It was by far the best training I received, everyday I looked forward to going into the salon to learn and study! The trainers are soooooo lovely, made me feel welcome the moment I stepped into their place ! Lunch was provided everyday part of the course - that's a bonus! Constant drinks are at hand! Cakes and lots of goodies.



## Hannah

Training at Ampika's was so refreshing! They made things feel so comfortable yet so professional. Things were explained in depth during theory and practical. I didn't feel hesitant to ask any many questions as possible as I new they were both so helpful any question wasn't a dumb question! The environment of the salon was professional hygienic and clinical! I would highly recommend anyone who is thinking of doing ANY training with these beautiful ladies both inside and out.



## Laura

I recently did some training with Ampika's Aesthetics, I cannot recommend them enough if your looking to train, so knowledgeable and professional yet a relaxed atmosphere. I loved spending the week with them and didn't want to leave. See you both again soon hopefully!



# COVID-19

Due to the recent outbreak of COVID-19, all students will have their temperature tested upon arrival at our training academy.

If you are experiencing any symptoms of COVID-19 you will not be permitted to enter and participate in the class. This is for the protection of the other students.

You will sign a disclaimer to state that you have not experienced a High temperature or any of the following symptoms:

- a high temperature – this means you feel hot to touch on your chest or back (you do not need to measure your temperature)
- a new, continuous cough – this means coughing a lot for more than an hour, or 3 or more coughing episodes in 24 hours (if you usually have a cough, it may be worse than usual)
- a loss or change to your sense of smell or taste – this means you've noticed you cannot smell or taste anything, or things smell or taste different to normal

All students are to wear a mask or visor throughout the duration of being in the school.



# *Safety*

During lunchtime and refreshment breaks all students are to respect the 1-metre social distancing rule and not be any closer to teachers or fellow students.

Upon carrying out treatments on live models, masks and visors must be worn.

The school will NOT provide your masks or visors so please go into these links and purchase your protective materials:

Visor:


[https://www.amazon.co.uk/QueenNa-Protective-Transparent-Dust-Proof-Covering/dp/B08D8PJ6XZ/ref=sr\\_1\\_6?\\_encoding=UTF8&c=ts&dchild=1&keywords=Visors&qid=1598278471&sr=8-6&ts\\_id=1939568031](https://www.amazon.co.uk/QueenNa-Protective-Transparent-Dust-Proof-Covering/dp/B08D8PJ6XZ/ref=sr_1_6?_encoding=UTF8&c=ts&dchild=1&keywords=Visors&qid=1598278471&sr=8-6&ts_id=1939568031)

Mask: <https://www.adidas.co.uk/face-covers-m-l-3-pack/H08837.html>

Also available at all good retailers



# *Thank you*



If you have any further questions, please contact us via email at [ampikasaesthetics@gmail.com](mailto:ampikasaesthetics@gmail.com) or call us on 07799040520.